

## Gyprock® Presto Cornice

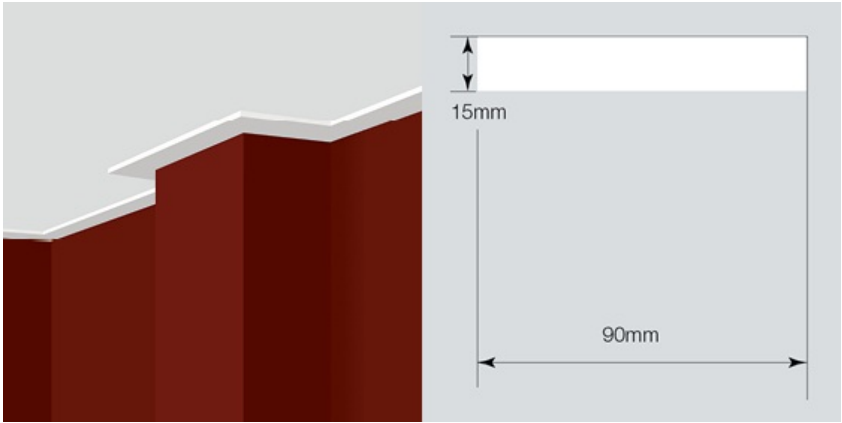
Presto is part of Gyprock's Contemporary range of cornice profiles. The smart and subtle design of Gyprock Presto provides a quick to cut, fast to install cornice with a clean, modern finish. This functional profile features a 90mm flat face that creates a 15mm step along the ceiling.

A great alternative to the look of square setting, Presto delivers extra unobtrusive detail to a room whilst still maintaining a feeling of space.

Plasterboard cornice is extremely easy to cut, join and paint with no special tools or fixing equipment required, making it a cost-effective way to finish the ceiling/wall junction and provide a simple architectural feature.

To see how Presto affects the style of a room check out our [cornice visualiser](#).

Consider cornice when you are planning a new home to add detail and a personal touch. For a complete look, keep your architecture and door hardware in theme with your cornice style.



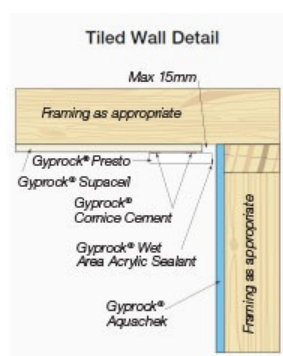
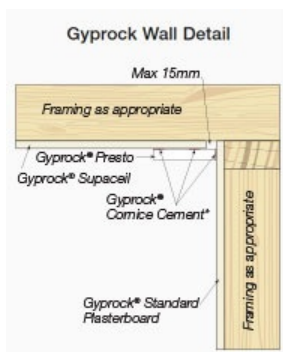
Product Availability					
Width(mm)	Length (mm)				
	3000	3600	4200	4800	5400
90					

Presto is a 90mm x 15mm profile and is available as a special order. To confirm product availability, please check with your local [Gyprock supplier](#) or contact [Gyprock customer service](#).

# Cornice Manufacture

Gyprock Presto cornice is composed of gypsum plaster encased in a strong linerboard and is manufactured to stringent product specifications.

## Installation



\* To decrease the risk of cracking due to thermal movement or resettlement, the use of a suitable sealant is recommended on the wall edge in place of cornice cement.

Comprehensive installation instructions for Gyprock cornice can be found under the [Resources](#) tab and include:

- [DIY installation guides](#)
- [DIY installation videos](#)
- [Residential Installation Guide](#)

For assistance with installation, try searching for a Gyprock plasterer, builder or repairer under the [Locations](#) tab.

## Painting and Decoration

Finishes applied to cornice surfaces can have a significant effect on the perceived quality of the installation, particularly where critical lighting conditions exist.

- Matt finishes minimise imperfection visibility
- Semi-gloss and gloss finishes highlight imperfections
- Light colours are less likely to show imperfections

Gyprock recommends paint systems consisting of one coat of a plasterboard sealer followed by two coats of finishing paint. Always follow the manufacturer's instructions for application and recoating.

Gyprock recommend decoration in line with [Master Painters Australia](#) guidelines.

## Material Safety

### MSDS

A [Material Safety Data Sheet](#) for Gyprock cornice is available from the Gyprock website under the [Resources](#) tab.

### Handling

For guidelines on the safe handling of Gyprock cornice, reference should be made to the Gypsum Board Manufacturers of Australasia (GBMA) publication "*Move it the GBMA Way – A Safe Manual Handling Guide for the Plasterboard Industry – Training Guide*" (Reference SS172).

Be inspired by projects that include Gyprock Presto.



A nifty trick to bring a pop of colour into a room with a soft, neutral palette like this nursery is to paint the cornice. The smart and subtle Presto cornice provides a fresh finish as seen in [HomeStyle magazine](#)



The simple and subtle design of Presto provides a clean, modern finish to this bathroom.



Presto's simple and clean lines provide a modern and understated architectural feature for areas like kitchens.



Gyprock products are  
manufactured for life  
with all CSR products  
designed to achieve  
optimal performance  
when part of a CSR  
integrated system



Everything else is just plasterboard

